

Descriptive Writing

1. Choose a Topic (person/ animal/ place/ object) If you're not sure how to choose – list all sorts of things which you know something about . Write you ideas down on this Ideas Wheel.
2. How much do you know about your subject? If you don't know a great deal... start to research. Get out some books.
3. When writing descriptively, you want your audience to have a mind picture of your topic. Use the Describing Wheel page. Write your topic in the center and describe your subject by using your senses. What does your subject look like? Put in as much detail as you can. Write it in such a way that a blind person can picture it in their head. What does it smell like? Is it pleasant? How does it feel to be touched? Is it smooth, rough, hard, soft? What sounds does it make or what sounds does it remind you of? Use phrases to describe your topic. You can begin with, "...like a...." or " it reminds me of"
4. Now write your descriptions down into a paragraph.
5. Underline the nouns you have used or colour them in green. Remember nouns are naming words – people, place, things or ideas. Do you like the nouns you used? If not, add the nouns you'd like to change to the Choosing Better Nouns and Adjectives page. Look for different nouns. Use a Thesaurus to do this – or even try the online Visual Thesaurus. It's a lot of fun!
6. Once you've chosen your better sounding nouns – try to describe the nouns. Ask these questions to the nouns you have:
What kind "noun"?

Which "noun"?
How many "noun"?
Whose "noun"?

7. The words you now have are adjectives. They describe your nouns. Add these adjectives to the Choosing Better Nouns and Adjectives page. Make your adjectives interesting by thinking of adjectives which are colourful and full of meaning. Choose ones which create a word picture – like 'slimy' or 'verdant'.

8. You might now like to re-write your paragraph. It will contain your descriptions using your senses and your nouns will be interesting and will be described by colourful adjectives. However, be careful not to overdo it. Not every noun needs to have an adjective.

9. Let's now move onto verbs and adverbs. Verbs are all the action words. Colour them in red. Do you like your verbs? If not, move on to the Better Verbs page. Use a thesaurus again or even try the online Visual Thesaurus to choose verbs which are cramped with meaning and description such as "glided" or "swooped" rather than "flew" or "went". On that page you can also add adverbs. Ask these questions to your verbs:
 - How "verb"?
 - When "verb"?
 - Where "verb"?
 - Why "verb"?
 - To what extent "verb"?

10. The words you now have are adverbs. Use them to add interest to your writing. Add them carefully and thoughtfully. Don't overdo it!

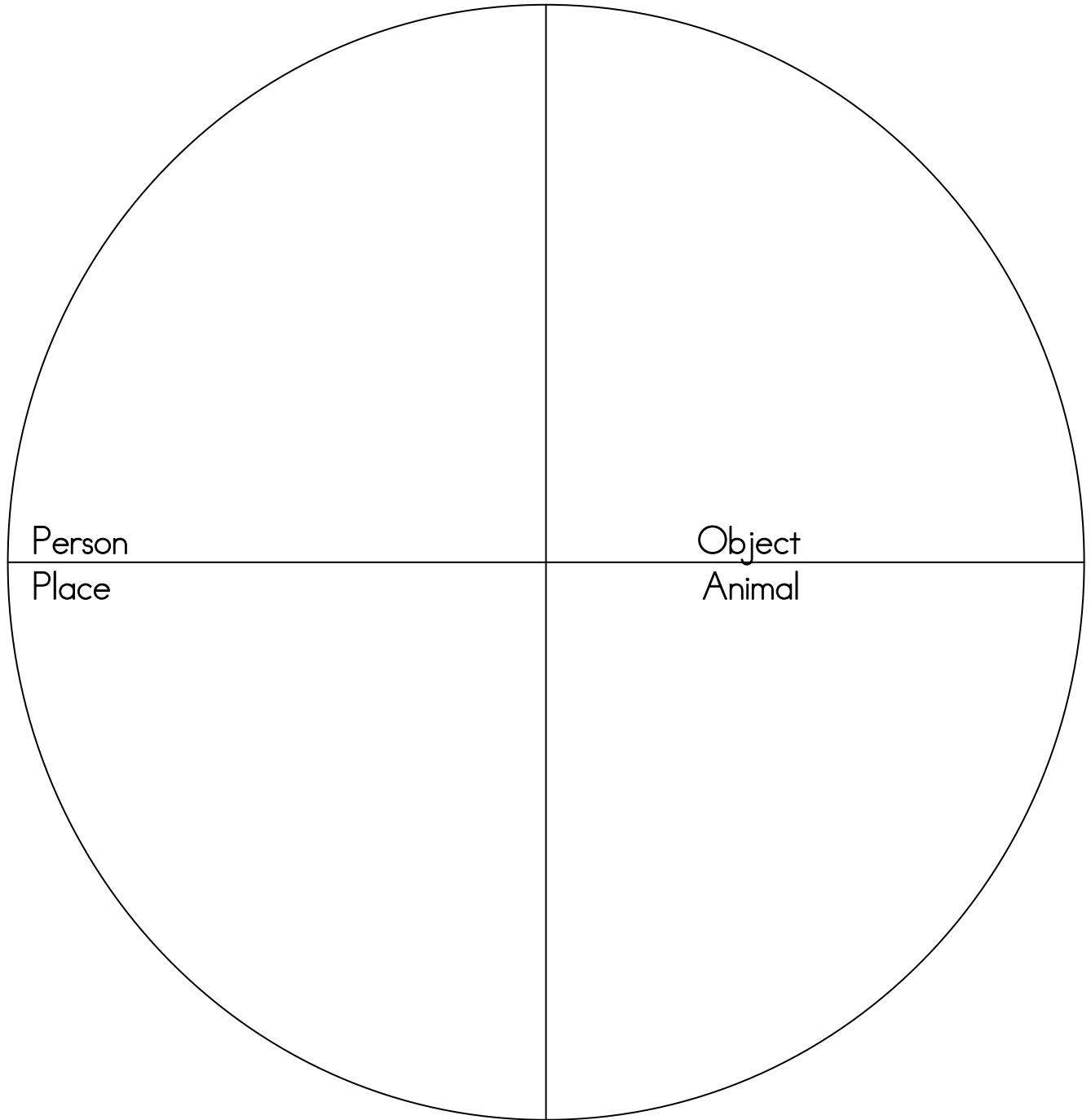
11. Now re-write your paragraph of descriptive writing. You should have nouns, adjectives, verbs and adverbs which are packed with meaning, colour and thought.

12. You may wish to add phrases and clauses to your writing. See the Phrases and Clauses page.

13. If you want to make your writing longer you would need to define your paragraphs and choose a sub-topic for each paragraph. For example, if you are describing a person, you may wish to describe their appearance in the first paragraph, their hobbies in the second paragraph and their character in the third. It would be similar for descriptive writing of any topic.

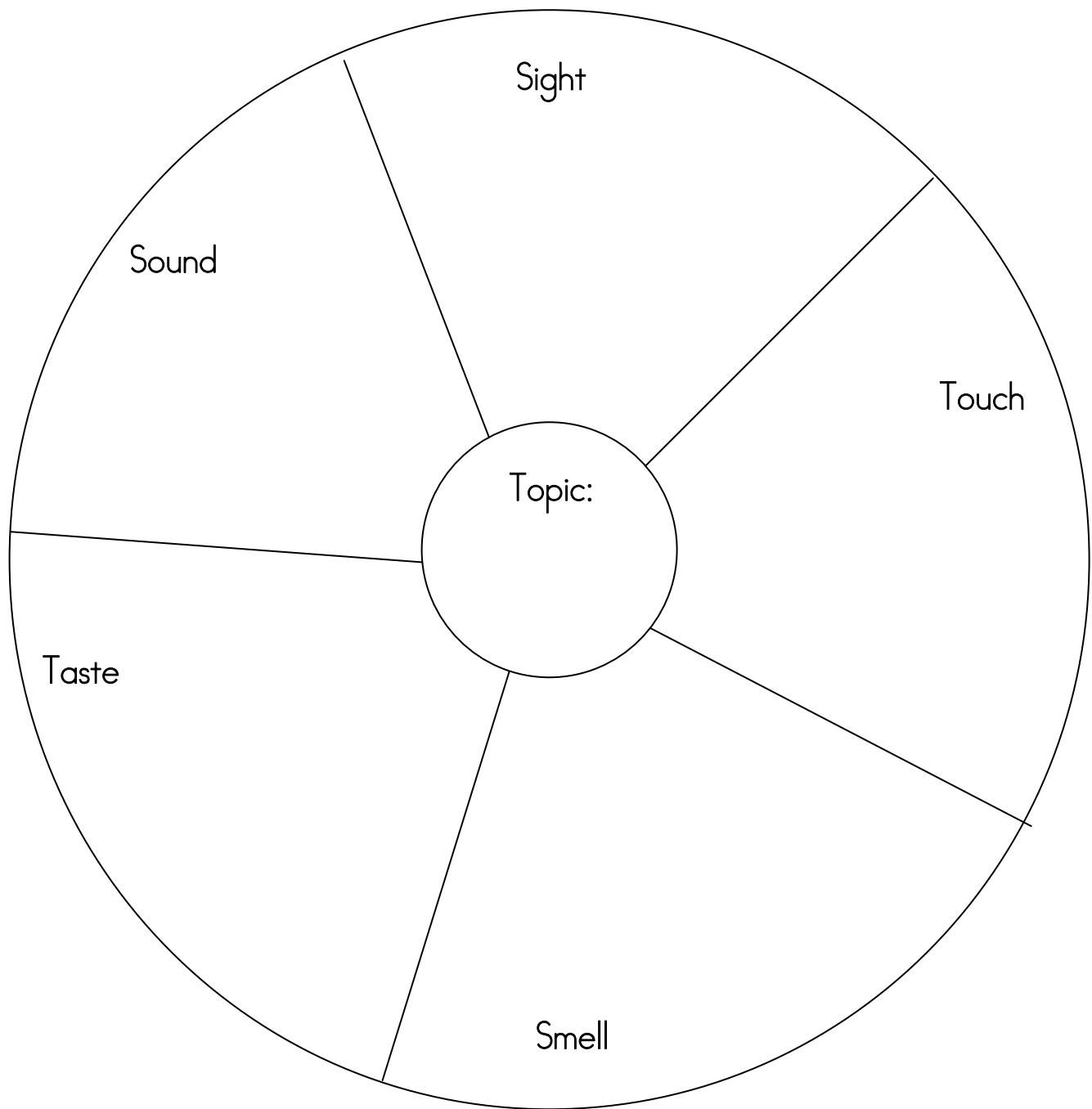
Ideas Wheel

What do you want to write about? Add your ideas.....



Describing Wheel

Describe the topic by using your senses. Use phrases “like ...” “similar to ...”
“reminds me of ...”

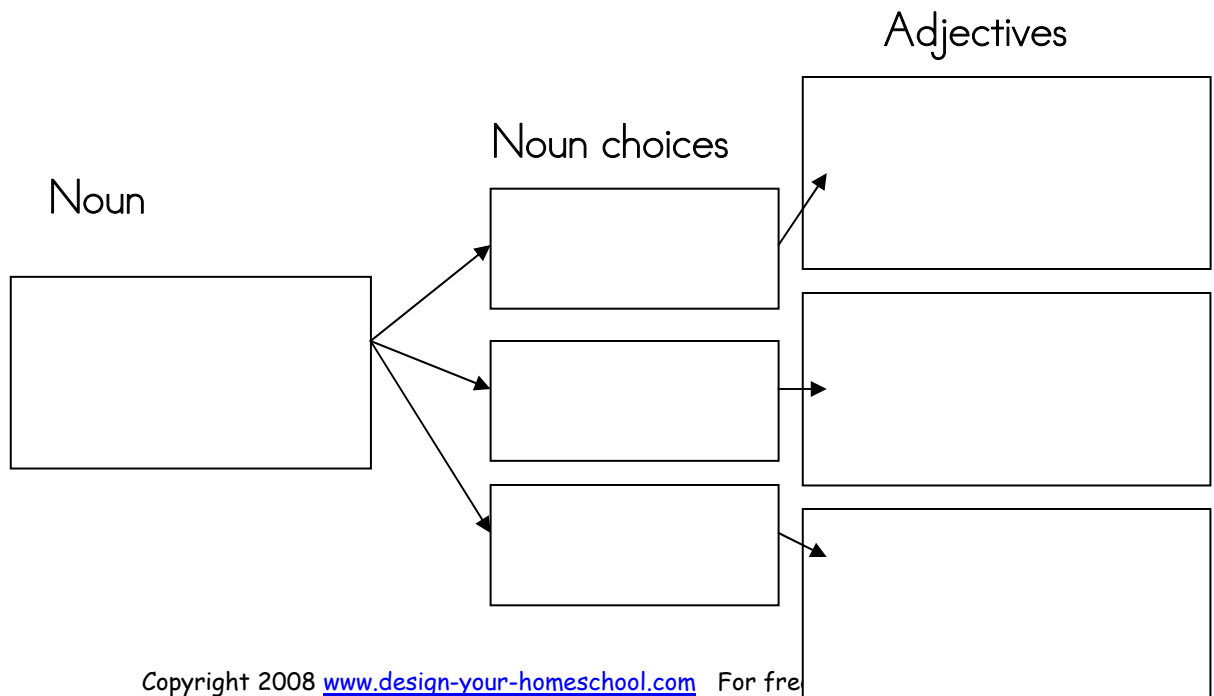
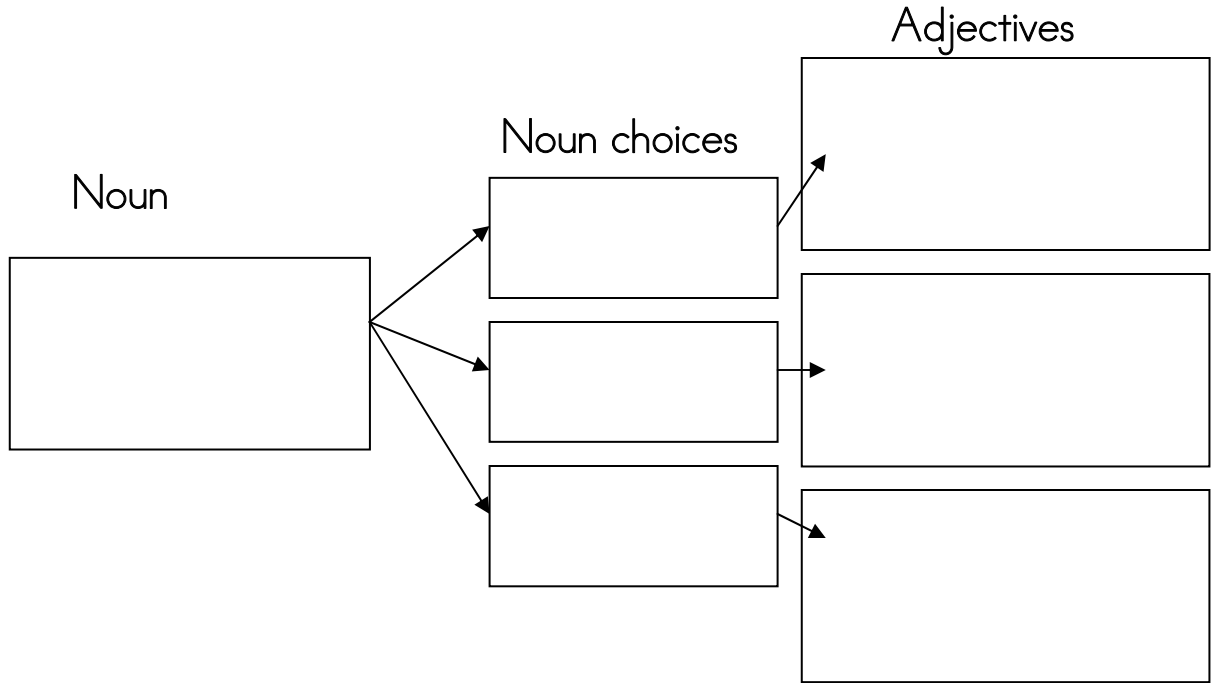


Choosing Better Nouns and Adjectives

Write the noun you want to change.

Write down three alternatives. Add some interesting adjectives to describe it.

Remember adjectives answer the questions: What kind? Which one? How many? Whose?



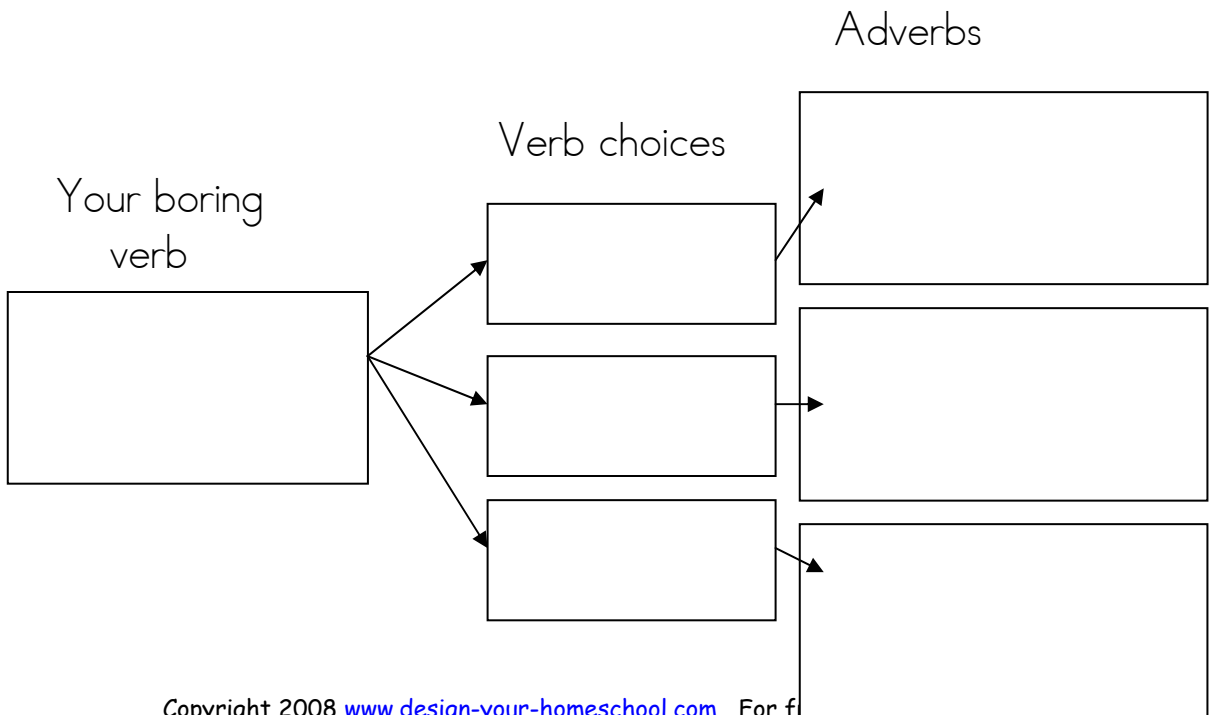
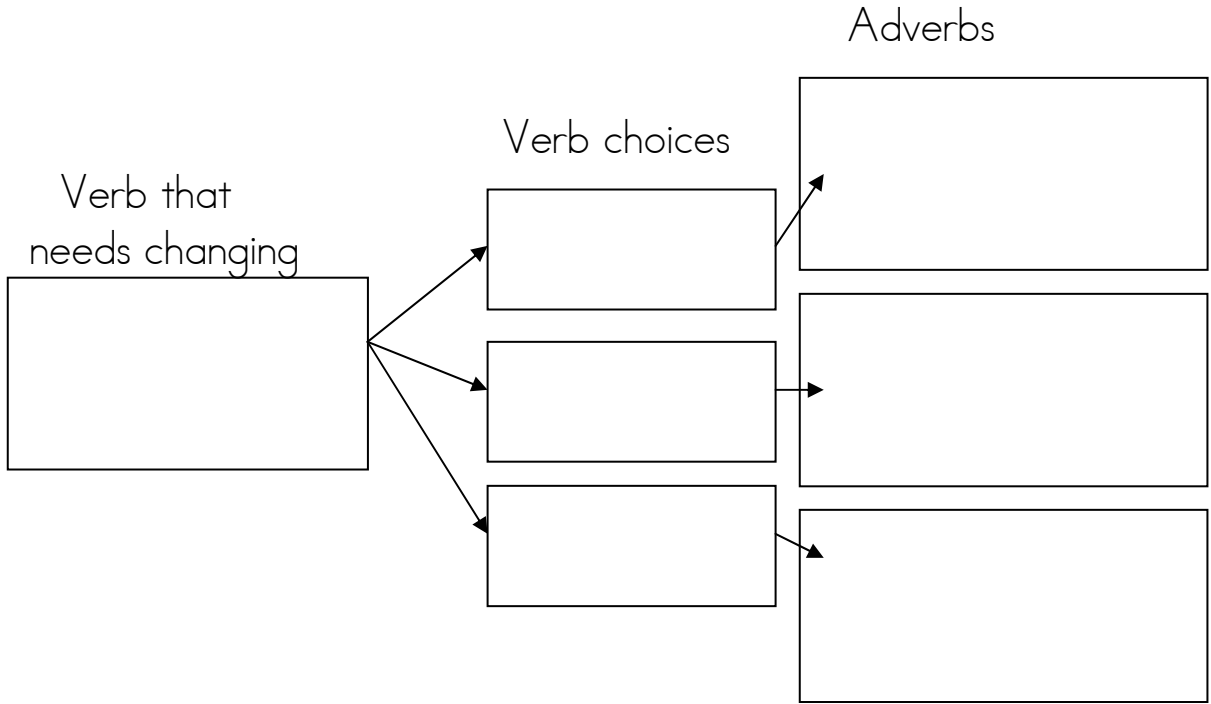
Better Verbs



Write down the verbs you want to change.

Write down three better verb choices.

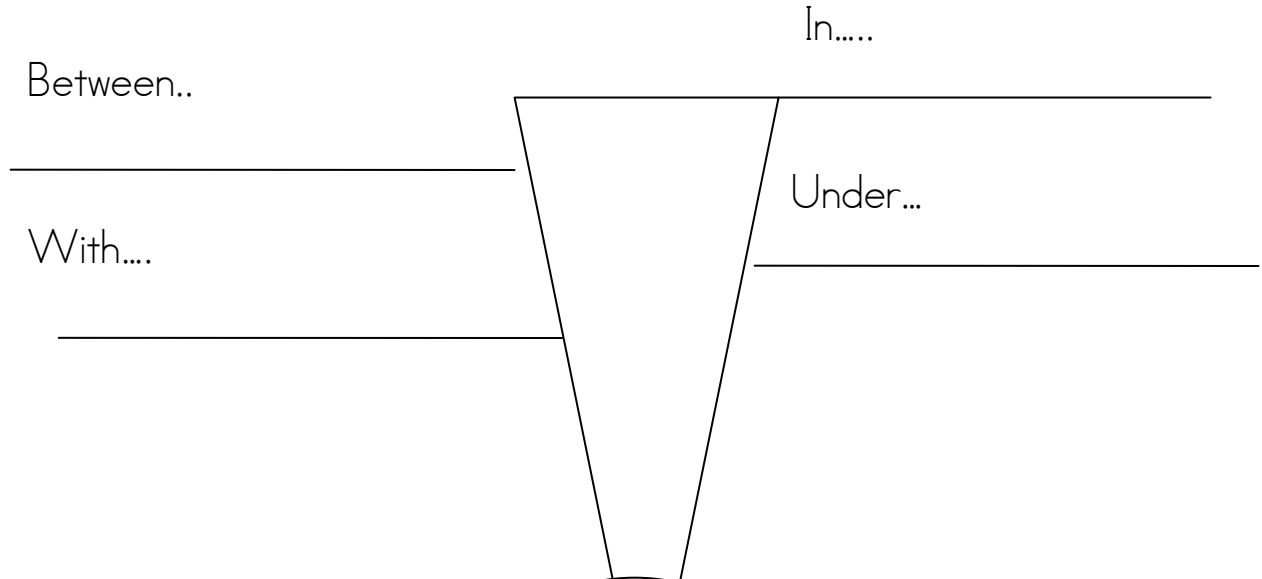
Add adverbs which describe the verbs. Adverbs answer the questions:
How? When? Where? Why? To what extent?



Adding Phrases and Clauses

Add some phrases and clauses about your topic beginning with the given words.

Phrases



Clauses:

